PANEL CUTOUT (FRONT SIDE)

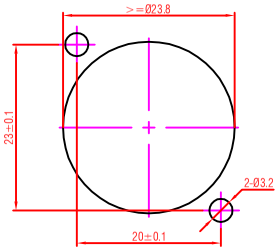

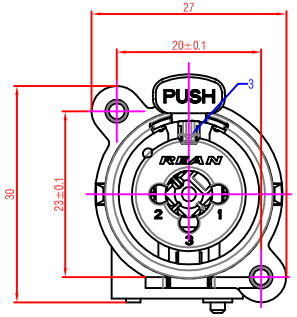

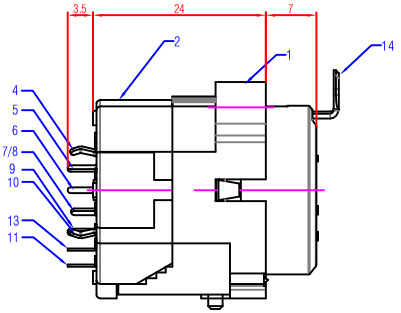

PCB LAYOUT (COMPONENT SIDE)

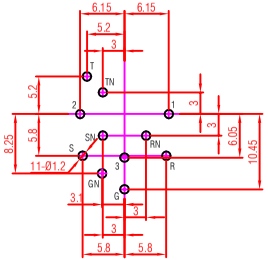

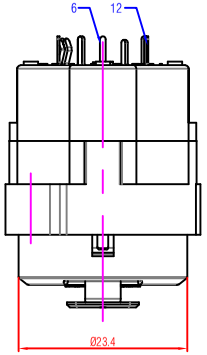

NORMALLING-SCHEMES

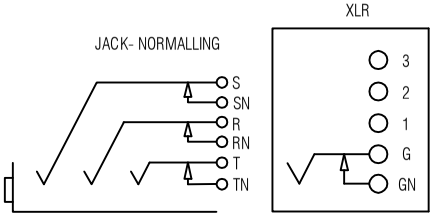

NO	PART NAME	MATERIAL
14	PUSH LATCH	STEEL, NICKEL PLATED
13	CONTACT (GN)	PHOSPHOR BRONZE, SILVER PLATED
12	CONTACT (1)	PHOSPHOR BRONZE, Ni+Au+Sn PLATED
11	GROUND CONTACT (GN)	PHOSPHOR BRONZE, SILVER PLATED
10	CONTACT (S)	PHOSPHOR BRONZE, SILVER PLATED
9	CONTACT (R)	PHOSPHOR BRONZE, SILVER PLATED
8	CONTACT (RN)	PHOSPHOR BRONZE, SILVER PLATED
7	CONTACT (SN)	PHOSPHOR BRONZE, SILVER PLATED
6	CONTACT (2&3)	PHOSPHOR BRONZE, Ni+Au+Sn PLATED
5	CONTACT (TN)	PHOSPHOR BRONZE, SILVER PLATED
4	CONTACT (T)	PHOSPHOR BRONZE, SILVER PLATED
3	PUSH SPRING	STEEL, HEAT TREATMENT
2	COVER	PA6
1	HOUSING	PA6

Rev.	Revision Details	Date	Name

THIS DOCUMENT IS THE PROPERTY OF NEUTRIK. NO PART THEREOF MAY BE REPRODUCED AND USED WITHOUT THE PRIOR WRITTEN CONSENT OF THE OWNER.

Material:

Scale: 2 : 1 (A3)

Title: RCJ10FI-V

REAN

	Date:	Name:
Designer:	2014.10.28	Xia HP
Checked:	2014.10.28	Abraham
Approved:		

Replaced By: 1

Replaces: 1

Drawing No.: